



**Steps 1-4.** Attach left and right upper and lower column sections to canopy and feet using 2 **short** knobs per column. Install gusset caps.



**Steps 5&6.** Attach left and right lower columns to upper columns using 2 **short** knobs per column.



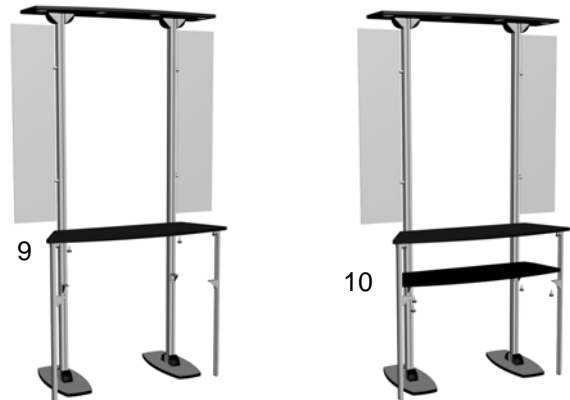
**Step 7.** Lift canopy into position. Attach graphic panels using 2 **short** knobs per panel.



**Step 8.** Attach counter legs to counters using 2 **long** knobs per leg.



**Steps 9&10.** Attach counter to columns from underneath using 2 **long** knobs. Attach shelf using 4 **long** knobs.



**Step 11.** Install 1 front panel and 2 end panels.

