

Z05

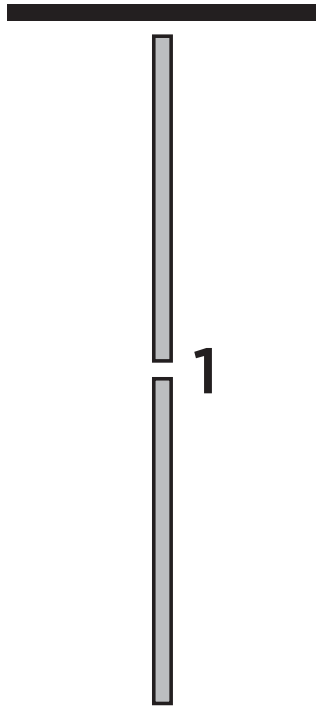
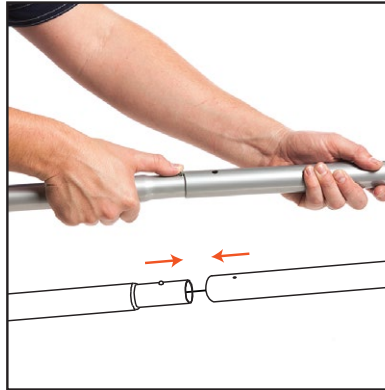


Diagram A



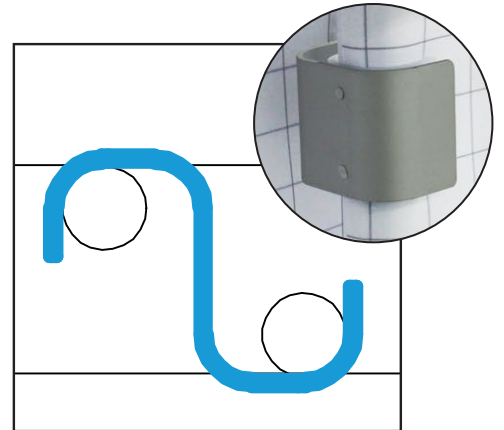
1. Assemble the frame together as referenced in Diagram A.



2. Attach counter frame to 3-nub foot.




3. Place countertop on support pole. Pull lever to lock onto frame.




4. Mount S-shaped support clip to frames underneath countertop.



5. Mount monitor bracket to frames at desired height. Ensure hook faces downward.



6. Screw monitor bracket to back of monitor. Ensure adjustment knob is facing left is monitor from back.



7. Slide monitor down into bracket until it clicks into place.



Monitor weight must not exceed 8 pounds.